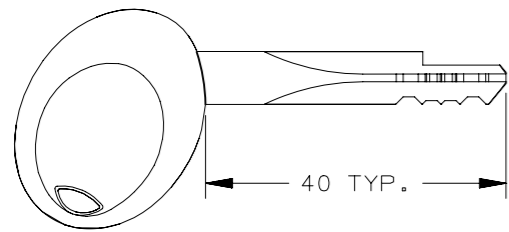
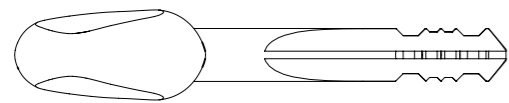


REVISION HISTORY			
REV	DATE	BY	DESCRIPTION
B	14MAR2014	DTB/RFA	PRN: P2014-0539

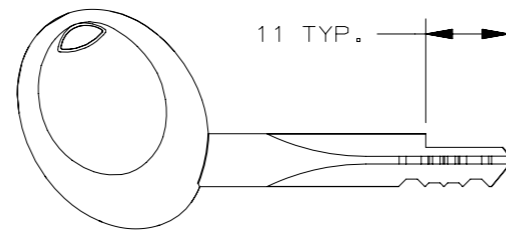
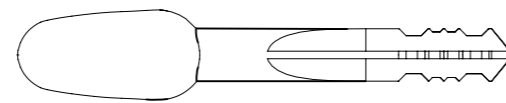
GRIP ORIENTATION:
SOUTH

MM-97-21-10-XXX



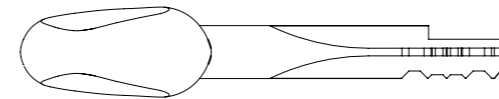
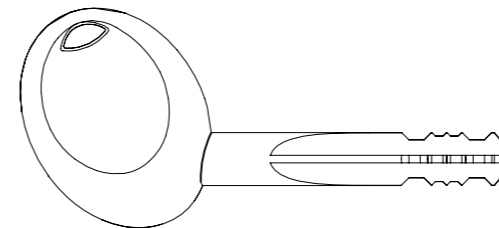
GRIP ORIENTATION:
NORTH

MM-97-11-10-XXX



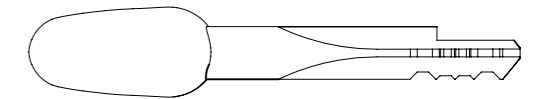
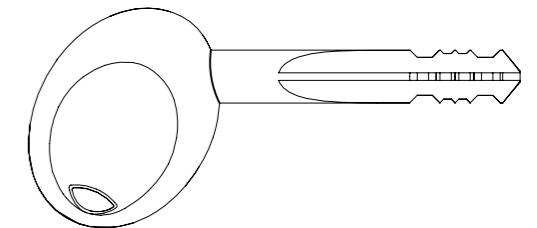
GRIP ORIENTATION:
EAST

MM-97-31-10-XXX

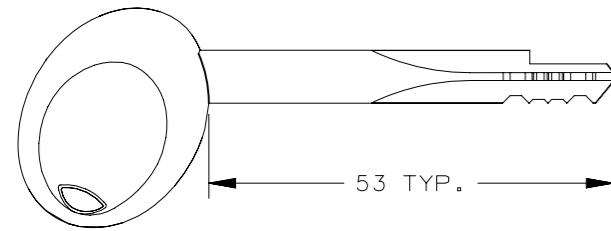



GRIP ORIENTATION:
WEST

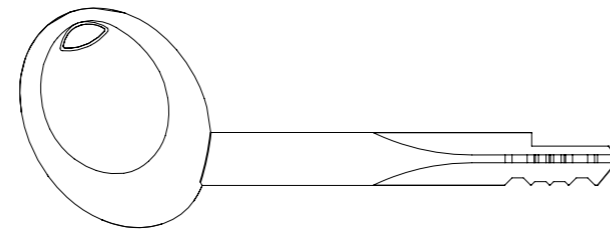
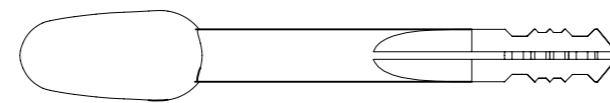
MM-97-41-10-XXX




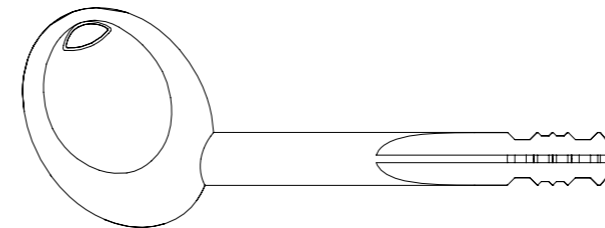
MM-97-22-10-XXX



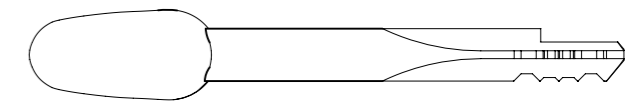
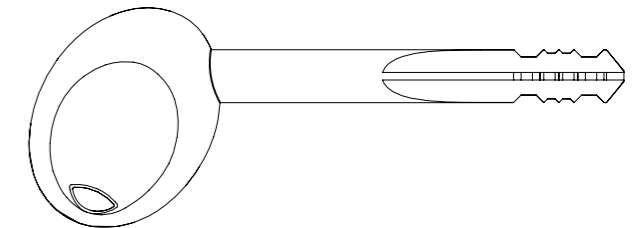
MM-97-12-10-XXX



MM-97-32-10-XXX



MM-97-42-10-XXX



NOTE: XXX DENOTES KEY CODE

KEY CODES AVAILABLE:

201	206	211	216	221	226	231	236
202	207	212	217	222	227	232	237
203	208	213	218	223	228	233	238
204	209	214	219	224	229	234	239
205	210	215	220	225	230	235	240

MATERIAL:

KEY - BRASS, CHROME PLATED
GRIP - INJECTION MOULDED PLASTIC
INSERT PLATE - BRASS, CHROME PLATED
PIN - BRASS

THIRD ANGLE
PROJECTION

MILLIMETERS [IN]

TOLERANCES UNLESS OTHERWISE NOTED

ALL DIMENSIONS WITHOUT
TOLERANCES ARE FOR
REFERENCE ONLY.

PER ASME Y14.5M-1994

southco[®]
CONNECT • CREATE • INNOVATE

DESCRIPTION
STAR KEY

SIZE A3 SYSTEM NX DWG NO. J-MM-97

DRAWN BY DTB DATE 31MAY2012 SCALE 1:1 SHEET 1 OF 1