


ACCESS HARDWARE

MP Point Push-to-Close Latch · Pull to Open

B



- Single, round-hole installation
- Flush pop out knob
- Corrosion-resistant materials
- Optional cover available for a stylish look of the latch body
- Keeper sold separately

Material and Finish

Housing: Glass-filled nylon

Flange and knob: Zinc alloy, plated

Cam: Zinc alloy

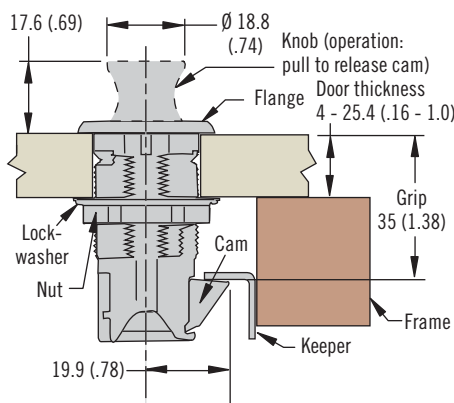
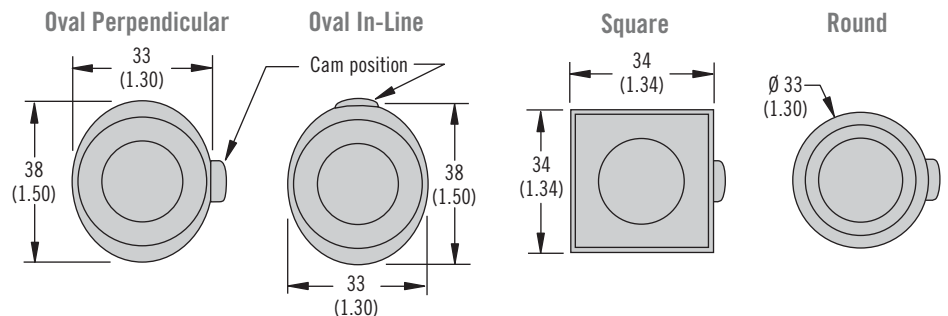
Installation Notes

Max. tightening torque on mounting nut: 4.5 N·m (40 in·lbf)

Accessories


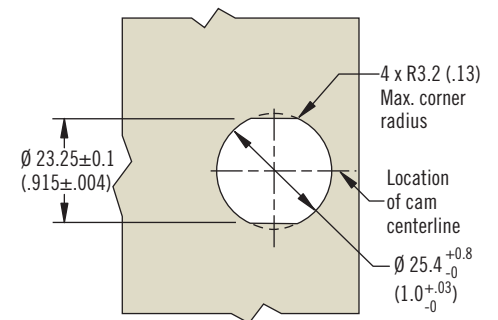
Coat Hook page 97

H Housing Style



Installation

Latch Only (for keeper installation see page opposite)



Part Number Selection

BB Button Type

- 05 Push-to-Close latch
- 07 Coat Hook (No latching function or cam)

H Housing style

- 11 Oval perpendicular
- 12 Oval in-line
- 21 Square
- 31 Round



F Flange finish

- 1 Chrome plated
- 2 Satin chrome plated
- 4 Diamond brass plated

K Knob finish

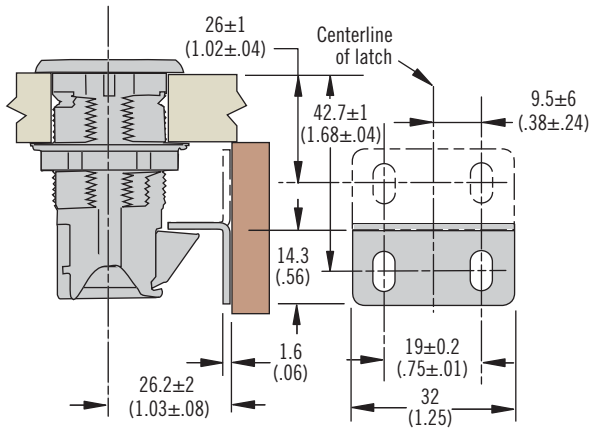
- 1 Chrome plated
- 2 Satin chrome plated
- 4 Diamond brass plated



ACCESS HARDWARE

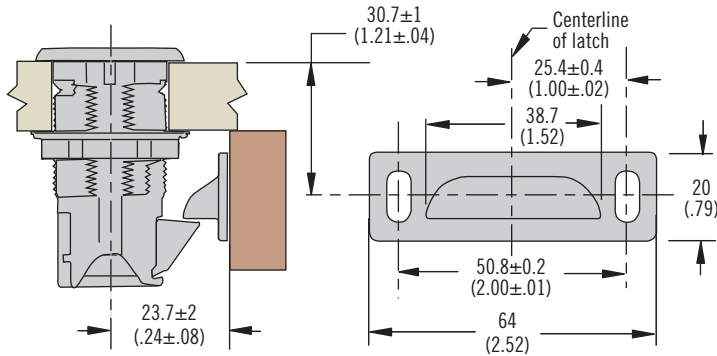
MP Point Push-to-Close Latch · Keepers & Cover

Fixed Keeper



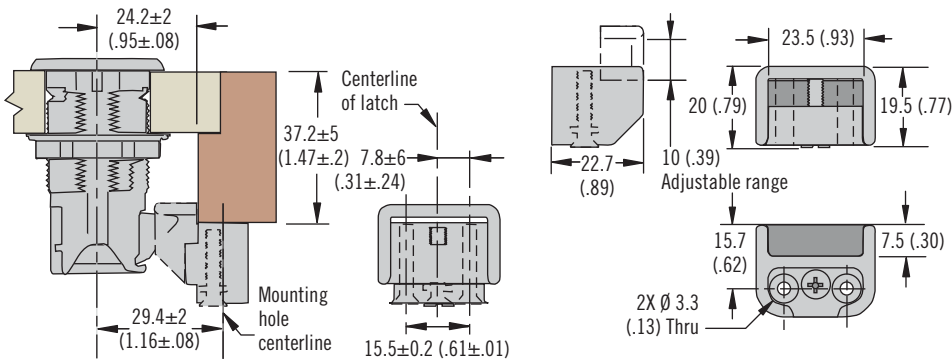
Fixed Keeper
M1-519-4

Hooded Keeper



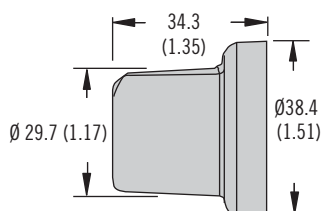
Hooded Keeper
MP-510-16-4

Adjustable Keeper



Adjustable Keeper
MP-5113

Optional Cover



Optional Cover

Bright Chrome Plated	Satin Chrome Plated
MP-510-84-1	MP-510-84-2



- Keeper sold separately

Material and Finish

Fixed keeper: Stainless steel

Hooded keeper: Nylon, black

Adjustable keeper: Acetal, black with brass adjusting screw

Cover: Polycarbonate ABS, bright or satin chrome plated

Installation Notes

Fixed keeper: Use M5 or No. 10 screws to mount (not supplied)

Hooded keeper: Use M5 or No. 10 screws to mount (not supplied)

Adjustable keeper: Use M3 x 25 (No. 5 x 1.00) screws to mount (not supplied)

Optional cover:

Suitable for door thickness from 16 - 20 (.630 - .787)

